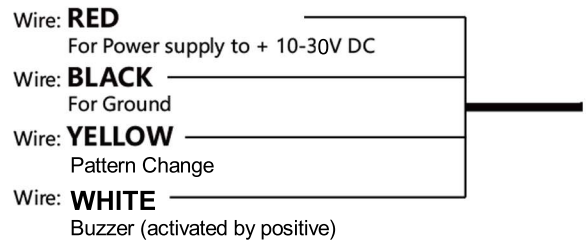




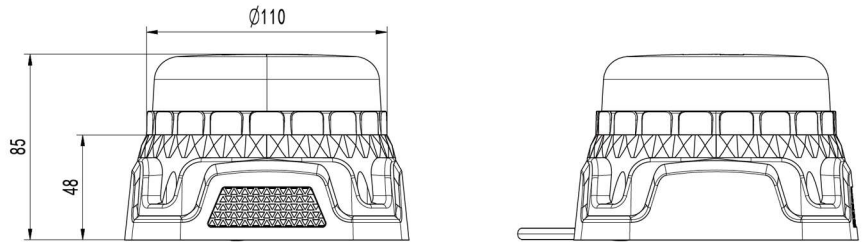
Wire Instructions:

- To activate the unit, extend the **RED** wire to a 12V post. Extend the black (-) wire to the ground post of the vehicle's battery.
- To activate the buzzer, apply **WHITE** to RED wire
- To select Flash Pattern, apply **YELLOW** to RED
- Less than 1 second for next pattern



Product Features:

- Built-in back up alarm with >100 dB speaker
- With Buzzer(104 dB), one wire to control the buzzer
- Low profile design
- 9 flash patterns provide
- Amber colors LEDs available
- Permanent mount available
- Meet and exceed ECE R65 TA1; ECE R10
- IP67 waterproof designed
- UV-stabilized lens resists fading

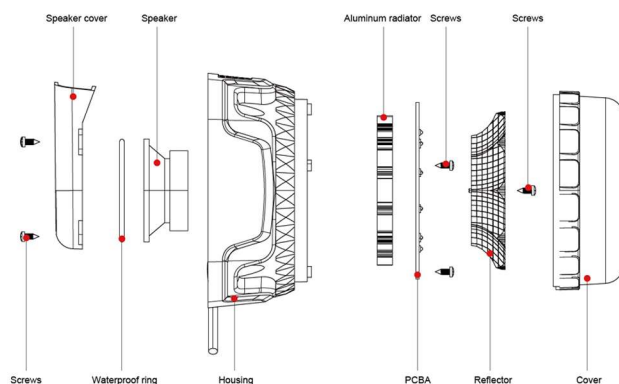
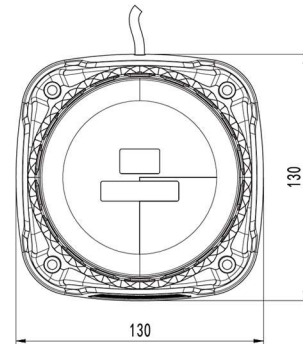


Specifications:

LED Power: 10pcs 3W LEDs
Lens: /
LED Lifespan:100000H
Flash Pattern:9
Input Voltage:12-24V
Max Power:30W
Max Current: 1.7A@12V
Ambient Temperature: -30~+70 C
Waterproof:IP67
Product Dimension: Top110* Bottom 130*85mmH
Mounting:Bolt
Wire: 4 core
Cable length: 20cm
Material: UV-resistant PC

Flash Patterns:

Single flash
Double flash
Triple flash
Slow single flash / Slow double flash
Quad flash
Double flash and Quad flash alternately
Slow / Fast clockwise rotating



UNIT SIGNAL, INC.

www.unitsignal.com

