



## Color Specifications:

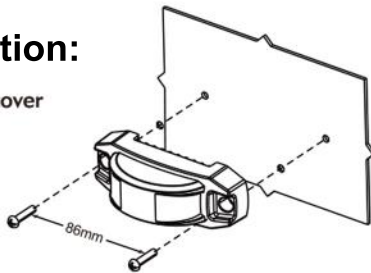
- single color       dual color
- trio color

## Product Features:

- Powered by DC 12 -24V
- 24 Pcs 3W LEDs
- Single color or Dual color available
- Dim function available(50% power)
- New design program and easy to sync lights
- Built-in 29 selectable flash patterns
- IP-67 Standard, Weatherproof
- Surface mount or under mirror mount brackets for optional choice
- Aluminum base for efficient heat dissipation

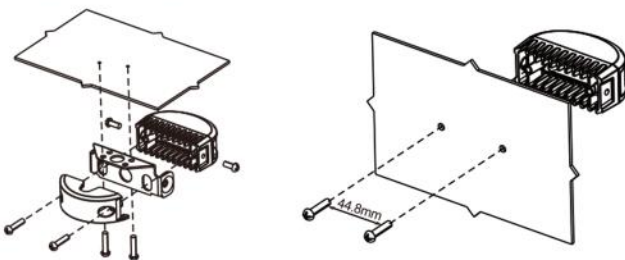
## Mount Option:

Mount with a cover



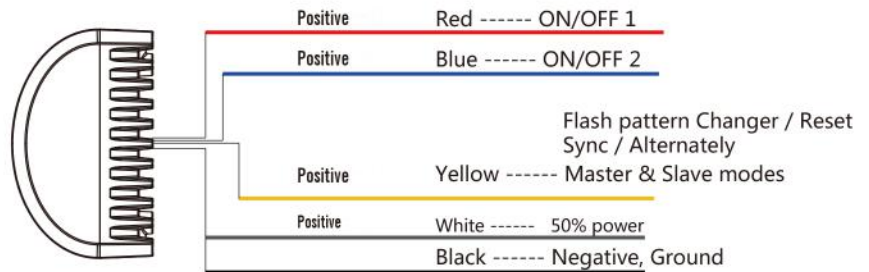
**Dimension: 98-33-40mm**

Mount with bracket



**Dimension: 65-40-27mm**

## Wiring Diagram:



### 1). Activate the lighthouse

The Red (+) or Blue (+) wire to Positive and the black (-) wire to Negative Please note that ON/OFF 2 over rides ON/OFF 1.

### 2). Brake or Turn

White wire can worked when power on (RED or Blue wire is power wire).

### 3). Flash pattern changer

Momentarily connect the Yellow wire to Positive to cycle through the 17 flash patterns.

### 4). Master & Slave mode

Connect the Yellow wire to Positive more than 3 second to cycle through master or slave mode. If time more than 6 second, the Flash pattern will be Reset to Flash 1 pattern. Note: master mode color 1 bright. slave mode color 2 bright.

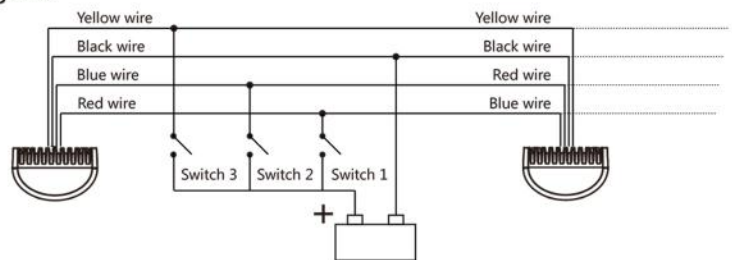
### 5). Sync or Alternate (two or more lighthoods)

Connected the Yellow wire together and all light flash in the same pattern.

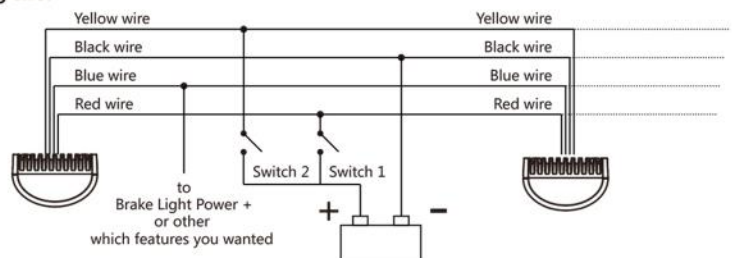
Synchronization: **Master <--> Master**  
**Slave <--> Slave**

Alternate: **Master <--> Slave**

### Wiring one:



### Wiring two:



# UNIT SIGNAL INC

sales@unitsignal.com

www.unitsignal.com

